



Plan to Prevent and Combat Homelessness



City of San Dimas

June 2018



About the City of San Dimas Plan to Prevent and Combat Homelessness

On August 22, 2017 the San Dimas City Manager authorized staff to file an application to the County of Los Angeles for a City Planning Grant to develop a City plan to prevent and combat homelessness (Plan). The County awarded the grant in October 2017 and in December 2017 San Dimas (City) approved an agreement with LeSar Development Consultants (LDC) to assist with creation of the Plan.

At a March 13, 2018 Council Study Session, staff introduced the Plan's purpose and process elements, schedule of meetings, and outreach strategies to gather public input from stakeholders, community members, and City staff throughout the development of the Plan.

In February and March 2018, LDC and the Community Development Department hosted a series of community meetings with various stakeholders, community members, homeless services providers, residents, and City staff to discuss the issues surrounding homelessness in San Dimas. The meetings also focused on ways to improve the quality of life for residents, neighborhoods, and the business community. LDC facilitated these meetings and solicited feedback that became the basis of the goals and supporting actions included in this Plan. Whenever possible these goals align with strategies included in the County of Los Angeles Homeless Initiative.

The City of San Dimas Plan to Prevent and Combat Homelessness was presented to the City Council on June 12, 2018 and was unanimously adopted. Council members in attendance:

Mayor Curtis Morris

Councilmember Emmett Badar

Councilmember Denis Bertone

Councilmember John Ebiner

Councilmember Ryan Vienna

Contents

- Background and Purpose of Homeless Plan 1
- Current Efforts to Address Homelessness 6
- Homeless Plan Process..... 8
- Goals and Supporting Actions..... 8
 - Goal 1: Better Understand the Needs of San Dimas’ Homeless Population 9
 - Goal 2: Ensure All People Experiencing Homelessness in San Dimas Are Entered Into Regional Coordinated Entry System (CES) 11
 - Goal 3: Expand and Improve Immediate Housing Solutions 12
 - Goal 4: Expand Opportunities for Employment and Workforce Development..... 14
 - Goal 5: Explore Options for Preservation of Existing Affordable Housing..... 15
- Appendix A: Stakeholder Input Sessions: Summary of Identified Challenges 16
- Appendix B: Stakeholder Input Sessions: Summary of Identified Strategies 17
- Appendix C: Homeless Population and Demographics..... 18
- Appendix D: List of Local and Regional Service Providers 20
- Appendix E: List of Participating Services Partners that Provided Input to Plan 22
- Appendix F: City Planning Activities Tied to County Homeless Initiative Strategies 23
- Appendix G: Approved County Strategies to Combat Homelessness..... 24

Background and Purpose of Homeless Plan

The number of people experiencing homelessness in the City of San Dimas remained approximately the same from 2016 to 2017, according to the annual Los Angeles Homeless Services Authority (LAHSA) Homeless Count.¹ In both years, the unsheltered count, which includes those people living on the streets, in cars, or other places not meant for human habitation, was eight people. Also according to this data, half of those who were unsheltered lived in the street, and the other half lived in a vehicle. These survey numbers vary only slightly from an estimate given by local law enforcement,² which puts the number unsheltered individuals residing in the city at approximately 15 for both years.³ By comparison, the homeless population in Service Planning Area (SPA) 3, which includes San Dimas, increased by 36% during the same period.⁴



In 2017, San Dimas accounted for approximately 0.22% to 0.42% of SPA 3's homeless population, while similarly-sized cities in the East San Gabriel Valley averaged 2.4%, indicating a lower-than-average homeless population. Also importantly, San Dimas' percentage of the total regional population was 1.8%, indicating a lower-than-average rate of homelessness per capita.⁵

While San Dimas has a smaller population than some of its neighbors and the region as a whole, it is important to keep in mind regional demographics. The following provides a snapshot of who was experiencing homelessness in SPA 3 in 2017,⁶ as well as countywide poverty indicators from the 2016 US Census, the most recent data available.

- 67% (2,373) were unsheltered and living outside while 33% (1,179) were in some form of temporary shelter accommodations
- 76% were single adults, 18% were families, and 6% were youth and young adults
- 28% were female, 72% were male, 0.4% were transgender, and 0.2% did not identify with a gender

¹ Los Angeles Homeless Services Authority – Homeless Count – Count by City/Community

² Notes from February 28, 2018 Input Session

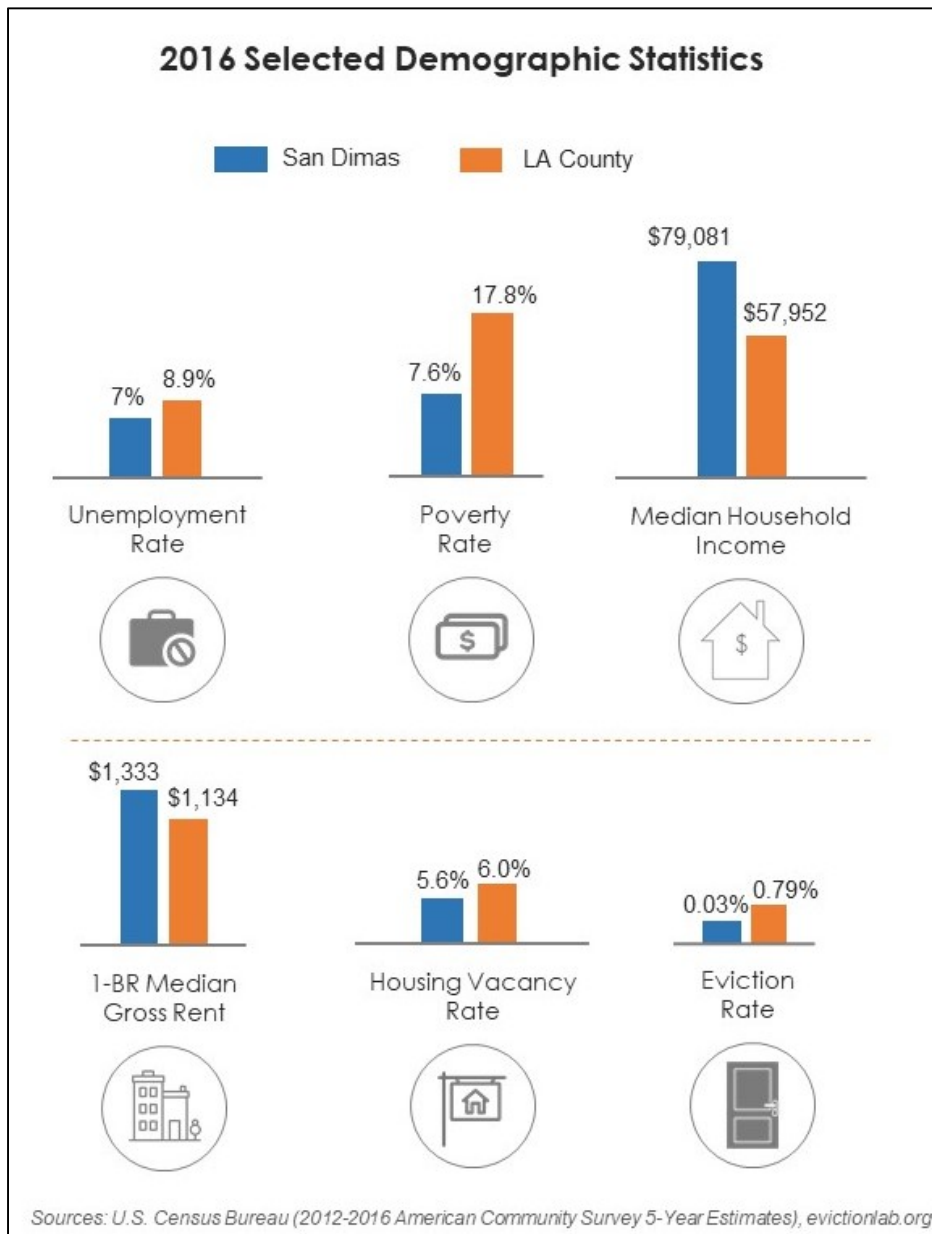
³ It is also important to note that the sheltered homeless population in San Dimas decreased from 26 people in 2016 to zero in 2017, likely due to a reporting error at one shelter facility.

⁴ Los Angeles Homeless Services Authority – Homeless Count 2017 SPA 3 Fact Sheet

⁵ Los Angeles Homeless Services Authority – Homeless Count 2017 SPA 3 Fact Sheet; Los Angeles County Department of Public Health. “Key Indicators of Health.” 2017.

⁶ Los Angeles Homeless Services Authority – Homeless Count 2017 SPA 3 Fact Sheet

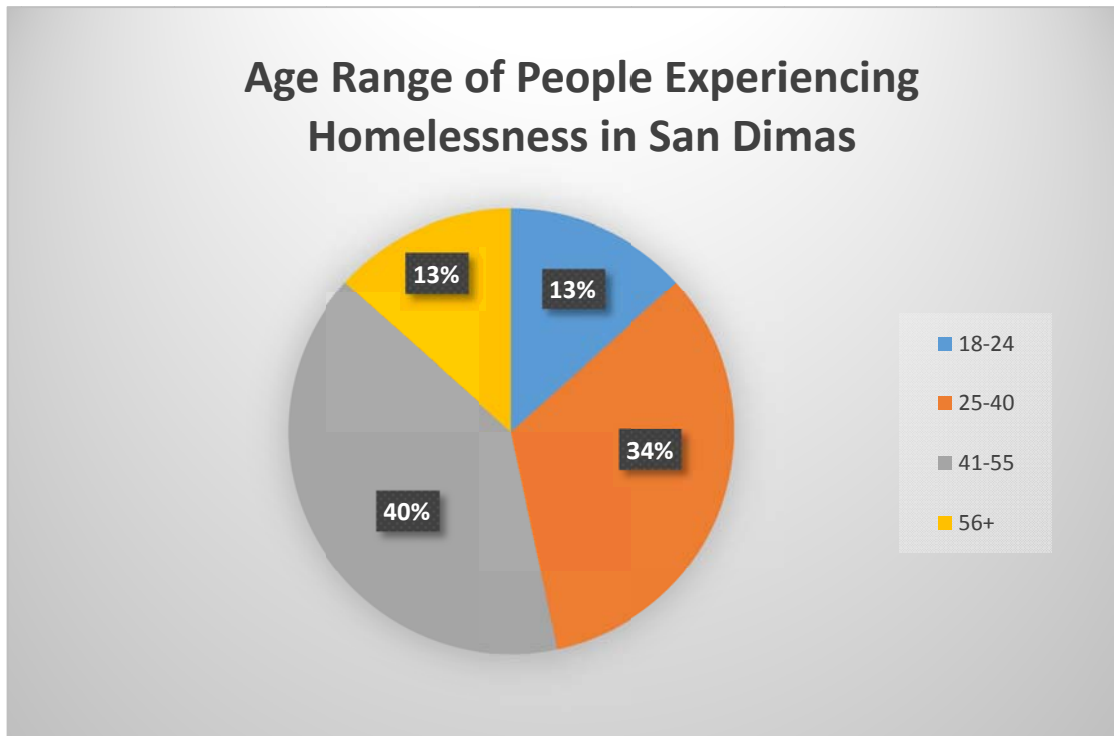
- 50% were Hispanic/Latino, 24% were white, 18% were African American, 5% were American Indian, 2% were Asian, and 1% identified as other
- 5% were age 62 and up, 17% between the ages of 55-61, 60% between the ages of 25-54, 7% between the ages of 18-24, and 11% were under the age of 18
- 6% were Veterans
- 30% were considered chronically homeless, meaning that they have lengthy or repeated histories of homelessness along with a long-term disability such as mental illness, substance use disorder, or a physical health problem
- 28% had a mental illness, 17% had a substance use disorder, and 2% had HIV/AIDS
- 27% have experienced domestic/intimate partner violence in their lifetime



The City also conducted a demographic analysis of individuals experiencing homelessness in San Dimas in order to learn more about their needs and to identify potential solutions.⁷ This study analyzed self-reported responses collected during one-on-one interviews, as well as data from the regional Coordinated Entry System (CES),⁸ which relies on responses to the Vulnerability Index-Service Prioritization Decision Assistance Tool (VI-SPDAT)⁹ survey and other indicators of a person's overall health and wellbeing.

The analysis concluded that among individuals experiencing homelessness in San Dimas, approximately:

- 40% were 41-55 years old, 33% were 25-40 years old, 13% were 18-24, and 13% were more than 56 years old:

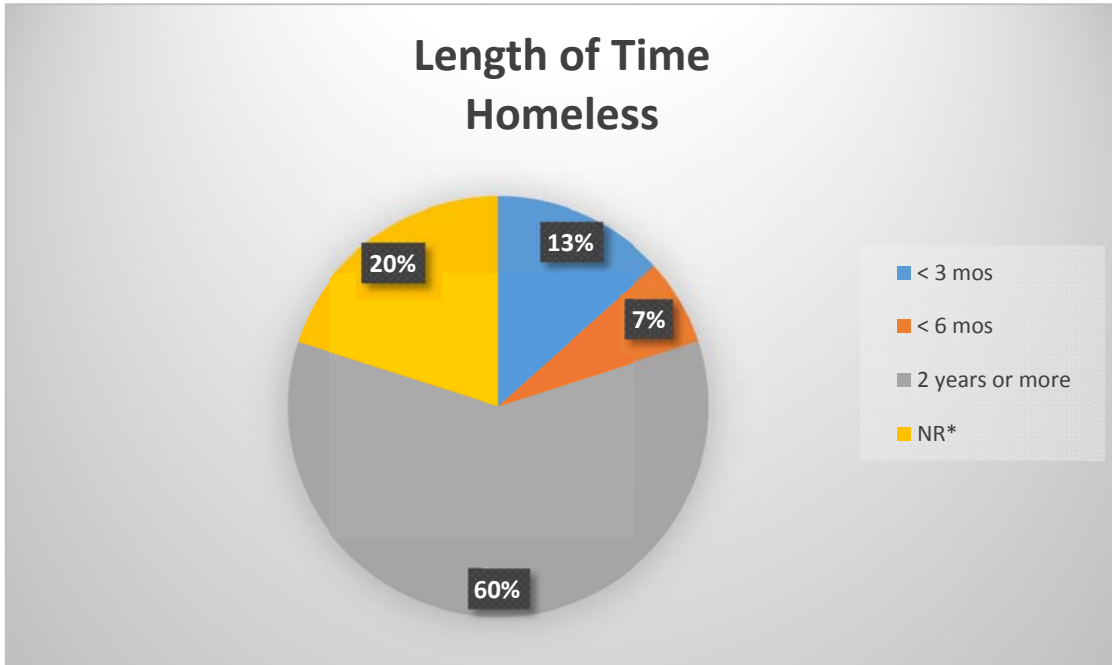


⁷ See Appendix C for additional data.

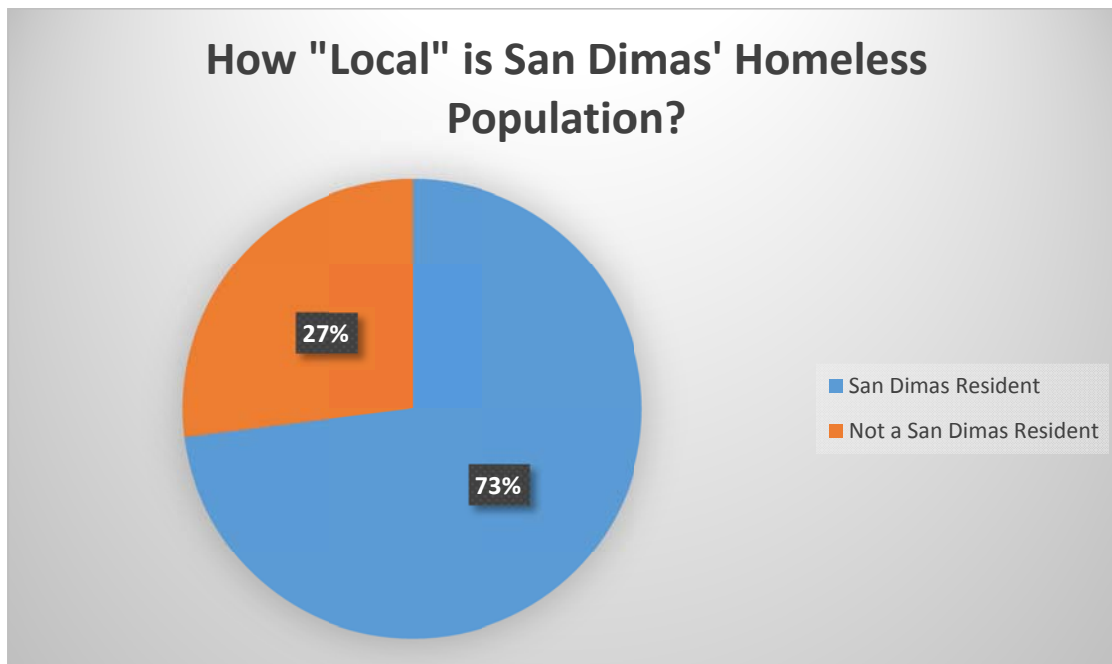
⁸ Los Angeles Homeless Services Authority. SPA 3 CES Assessment Data Set. July 2016-November 2017.

⁹ The VI-SPDAT helps identify the co-occurring social and medical factors that generally contribute to homelessness and assists in prioritizing individuals for limited housing and services resources. It does this by producing an acuity score, which serves as a reference for administrators in charge of local resources.

- 60% of individuals experiencing homelessness had been homeless for at least two years:



- 73% of individuals experiencing homelessness self-identified as a San Dimas resident, or were identified as such by LASD personnel:

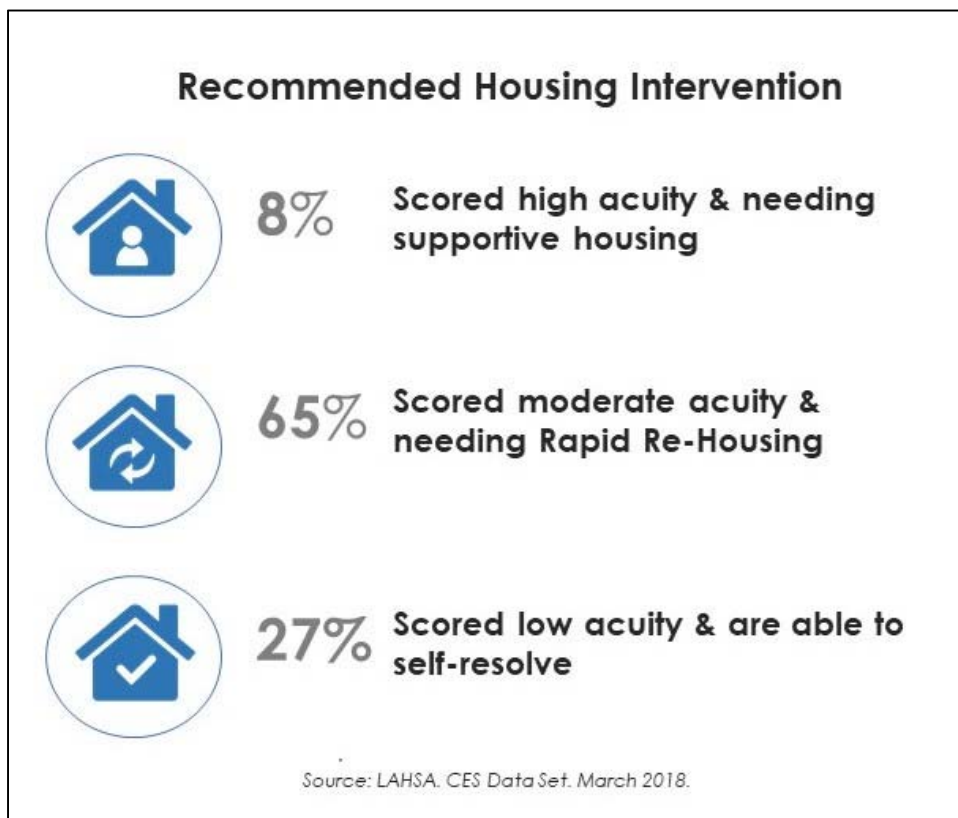


In addition:

- 87% identified as male and 13% identified as female
- 53% identified as white, 33% identified as black, and 13% identified as Hispanic
- 13% said they were a Veteran
- 60% of individuals surveyed have an alcohol and other drug (AOD) issue, according to those surveyed or LASD personnel.
- 40% of individuals surveyed said that they have a mental health issue.

Only 20% of individuals surveyed said that they have a physical disability that would impact their ability to live independently. Lastly, this study looked at CES data¹⁰ in order to determine the most appropriate housing intervention for San Dimas residents experiencing homelessness. In LA County, it is suggested that people experiencing homelessness who fall into the low-acuity scoring range of the VI-SPDAT survey (0-3) should be able to find housing on their own, or self-resolve; those in the mid-acuity scoring range (4-11) typically require time-limited housing assistance and case management and are best served by Rapid Re-housing programs; and high-acuity individuals (12+) generally need supportive housing and more in-depth, ongoing supportive services, including case management, psychiatric care, and medical treatment.¹¹

- In San Dimas, 65% of those experiencing homelessness scored in the moderate acuity range, 8% scored in the high acuity range, and 27% scored in the low acuity range:



¹⁰ Los Angeles Homeless Services Authority. Coordinated Entry System Data Set. March 2018.

¹¹ Los Angeles Homeless Services Authority. Draft CES Prioritization Policies. Available: <https://www.lahsa.org/documents?id=1896-draft-ces-prioritization-policies>.

Given the nature of homelessness locally, as well as trends that demonstrate the issue growing at the regional level, the City has created this Plan to align City efforts with resources available through the Los Angeles County Homeless Initiative and Measure H.

Specifically, the City intends for this Plan to:

1. Identify ways to increase access to Measure H-funded strategies, and other County Homeless Initiative strategies, and work with the SPA 3 coordinated entry system lead;
2. Create an assessment of the demographics and characteristics of individuals experiencing homelessness in the City, in order to direct them to services that best meet their needs;
3. Coordinate resources and benefits that are or will be available locally and regionally for the homeless population.

Current Efforts to Address Homelessness

The City has taken assertive steps over the years to meet the needs of middle- and low-income residents, including working families and seniors. The majority of this work is performed by the Community Development Department, which has leveraged federal, state, and local funds to create affordable housing opportunities for City residents. The loss of Redevelopment funding in 2011 impacted those efforts significantly, and the City has since had to identify new resources to replace prior revenue streams.

Nevertheless, the City continues to assist local families by funding affordable housing programs, providing assistance for home repair, and collaborating with social enterprise and non-profit organizations. More recently, that work has begun to include addressing homelessness, which City staff do in collaboration with the Sheriff’s Department, as well as other partners.

The following table outlines the City’s current annual funding and activities dedicated to individuals and families experiencing homelessness and those facing housing instability:

Activity	2017-2018 Funding	Funding Source	Oversight Department or Partner	Activity Description
Coordination of Housing Resources and Staff	\$25,000	Housing Authority	Community Development	City department leading affordable housing and homeless planning efforts.
Rehabilitation Assistance – Mobile Home	\$75,000	Housing Authority	Community Development	City provides rehabilitation assistance to a mobile home park.
Rehabilitation Assistance – Single Family	\$155,000	CDBG	Community Development	Assists low- and moderate-income households with funds for approved home improvement projects.

The City has also facilitated the following affordable housing units:

Funding Source	Oversight Department or Partner	Activity Description
Former Redevelopment Agency	Community Development	Voorhis Village – 64 rental units for low-income families
Former Redevelopment Agency	Housing Authority	Monte Vista Place – 12 rental units for low-income seniors owned and operated by the City.
Former Redevelopment Agency	Housing Authority	Grove Station Project – 9 moderate-income home ownership units.
Former Redevelopment Agency	Housing Authority	Sunnyside Apartments – 34 total rental units with 17 each for low- and very-low-income residents. Unit covenants will expire in 2021.
Former Redevelopment Agency	Community Development	Avalon Project— 26 rental units for very-low- and moderate-income residents.
Former Redevelopment Agency	Community Development	City provides rental assistance to 18 residents of Charter Oaks Mobile Home Park.
Former Redevelopment Agency	Housing Authority	Mobile Home Accord - establishes maximum rents and annual rent increases for each of the five parks in the City. Unit covenants will expire in 2020.

In addition to the activities outlined above, the City and its partners are currently participating in the following activities:

- Engagement with Los Angeles County, Los Angeles Homelessness Services Authority, Community Development Commission of the County of Los Angeles, and the San Gabriel Valley Council of Governments on housing and homelessness issues
- The San Dimas Senior Center provides programs to help break social isolation and build social inclusion in addition to services that can support the needs of senior residents, including individuals experiencing homelessness
- The Holy Name of Mary Catholic Church, in conjunction with the St. Vincent de Paul Society, provides a number of services, including:
 - Hotel/motel vouchers for single mothers with one or more child (approximately 60 per month)
 - A food pantry, free clothing, gift cards to local stores and restaurants, and bus passes
- The East San Gabriel Valley Coalition for the Homeless operates a rotational winter shelter two weeks out of the year in San Dimas, at the Holy Name of Mary Church
- The LA Sheriff's Department Community Action Team engages with people experiencing homelessness and has the ability to dedicate multiple officers for special projects
- San Dimas has undertaken a demographic study of homelessness as part of this plan so that it can better understand the needs of this population (see Appendix C)
- San Dimas partners with the Los Angeles Sheriff's Department to respond to calls for service, during which officers engage homeless individuals and make referrals as appropriate

- Case Management services are available once a month for patrons of the San Dimas Senior Center, including Urgent Care management, education, nutrition through congregate dining or home-delivered meals, transportation assistance, telephone reassurance, and linkages to other services

The City's affordable housing portfolio and the existing social services network create a strong foundation for addressing homelessness. Moreover, the City has a relatively small homeless population and there is potential to make a significant impact on this issue without dedicating a large amount of resources. Some clear gaps exist and should be addressed, in particular the scarcity of rental units available to low- and very-low-income individuals and families. In addition, evidence from field research (see Appendix C) indicates a need for coordination of case management services for people experiencing homelessness.

This Plan takes these issues into account and includes mitigating Goals and Actions. It aligns whenever possible with funding opportunities presented by the LA County Homeless Initiative and Measure H, with the objective of reducing the City's unsheltered homeless population.

Homeless Plan Process

The City's plan is an extension of its previous and current efforts to make housing available to vulnerable residents, including low-income residents and seniors. The City's Community Development Department does much of this work, and brings experience to the issue of homelessness.

Key activities of the plan process included input sessions targeted to different stakeholders, primarily the Los Angeles County Sheriff Department's Community Action Team and leadership, members of the faith-based, business, and homeless service provider communities, and City leadership.

As a part of each stakeholder input session, groups were asked to provide feedback on the challenges of homelessness within the City as well as to provide input into possible strategies, many of which make up the approved goals and strategies for the City within the plan. For summaries of challenges as well as strategies from each input session see Appendices A and B.

Goals and Supporting Actions

The following includes specific goals along with supporting actions. Each strategy includes any necessary policy changes, measurement, ownership, leveraged city resources (if applicable), and timeline. The San Dimas Community Development Department is responsible for overseeing the goals and actions and reporting on progress. At minimum, the plan will be reviewed on a bi-annual basis and the Department Director and/or City Manager will report plan progress to the City Council.



Goal 1: Better Understand the Needs of San Dimas' Homeless Population

Homeless Initiative Strategy Link(s): A1, A5, B3

Action 1a

Provide ongoing education to City staff, local businesses, faith-based organizations, and the general public on homelessness and local efforts to address it, in particular around Prevention and Rapid Re-Housing (*A1: Homeless Prevention Program for Families, A5: Homeless Prevention Program for Individuals, B3: Expand Rapid Re-Housing*)

Measurement: Summary report on education efforts

Ownership: Community Development Department

Leveraged City Resources: Staff time

Associated Policy Changes: No associated policy changes

Timeline: 6 months, ongoing

Action 1b

Examine the connection between people experiencing homelessness and their families, and challenges for reunification

Measurement: Summary report on issue

Ownership: Community Development Department

Leveraged City Resources: Staff time

Associated Policy Changes: No associated policy changes

Timeline: 6 months

Action 1c

Encourage City staff and residents to participate in the Los Angeles Homeless Services Authority's (LAHSA) annual homeless count

Measurement:	Confirm there is adequate participation to conduct reliable count
Ownership:	Community Development Department
Leveraged City Resources:	Staff time, a meeting space
Associated Policy Changes:	No associated policy changes
Timeline:	7 months (the next annual homeless count is in January 2019)

Action 1d

Organize a technical advisory committee, including representatives from the LASD, faith-based organizations, homeless services providers, and City staff, to meet quarterly and review the status of the Plan's implementation. The committee should be prepared to report on qualitative data, e.g. description of police encounters with individuals experiencing homelessness and referrals made, as well as any available quantitative data.

Measurement:	Agenda/minutes from first meeting; ongoing summary reports to City Council or Community Development Department
Ownership:	City Council or Community Development Department
Leveraged City Resources:	Staff time; use of City facility for meetings
Associated Policy Changes:	City Council or Community Development Department authorize committee
Timeline:	3 months, ongoing



Goal 2: Ensure All People Experiencing Homelessness in San Dimas Are Entered Into Regional Coordinated Entry System (CES)

Homeless Initiative Strategy Link(s): E6, E7

Action 2a

Increase coordination among City departments as well as regional outreach partners and CES and ensure City staff are educated and trained in using the County Web-Based Communication Platform for outreach requests (*E6: Countywide Outreach System, E7: Strengthen the Coordinated Entry System*)

Measurement:	All individuals experiencing homelessness in San Dimas should be entered into CES
Ownership:	Community Development Department and LASD
Leveraged City Resources:	Staff time
Associated Policy Changes:	No associated policy changes
Timeline:	6 months

Action 2b

Identify City representative to participate in regional case conferencing meetings organized by SPA 3 CES lead (*E7: Strengthen the Coordinated Entry System*)

Measurement:	Report from identified individual on results of attending case conferencing meetings
Ownership:	Community Development Department
Leveraged City Resources:	Staff time
Associated Policy Changes:	No associated policy changes
Timeline:	3 months



Goal 3: Expand and Improve Immediate Housing Solutions

Homeless Initiative Strategy Link(s): B3, B7

Action 3a

Explore opportunities to fund bridge housing or emergency shelter in conjunction with current hotel/motel voucher program operated by service partners (*B7:Interim/Bridge Housing for Those Exiting Institutions*)

Measurement:	Summary report on the issue
Ownership:	Community Development Department
Leveraged City Resources:	Staff time
Associated Policy Changes:	No associated policy changes
Timeline:	6 months

Action 3b

Work with partnering cities and churches to improve rotational shelter operations and ensure that it leads to housing through CES

Measurement:	Summary report on the issue
Ownership:	Community Development Department
Leveraged City Resources:	Staff time
Associated Policy Changes:	No associated policy changes
Timeline:	6 months

Action 3c

Engage local landlords and faith-based organizations to identify potential rental units

- Consider partnering with neighboring cities to expand landlord recruitment effort

Measurement:	Summary report on the issue
Ownership:	Community Development Department
Leveraged City Resources:	Staff time
Associated Policy Changes:	No associated policy changes
Timeline:	6 months

Action 3d

Ensure local homeless services providers and City staff understand LA County Rapid Re-housing program and how people experiencing homelessness can access it via referral to CES (*B3: Expand Rapid Re-Housing*)

Measurement:	Summary report on the issue
Ownership:	Community Development Department
Leveraged City Resources:	Staff time
Associated Policy Changes:	No associated policy changes
Timeline:	6 months



Goal 4: Expand Opportunities for Employment and Workforce Development

Homeless Initiative Strategy Link(s): C2, C4

Action 4a

Explore partnering with local businesses, faith-based organizations, and local Social Enterprise Organizations to increase employment opportunities for homeless and low-income residents (*C2: Increase Employment for Homeless Individuals by Social Enterprise*)

- Consider partnering with neighboring cities to approach local businesses and chambers of commerce

Measurement:	Research other City employment models and make recommendation to City Council
Ownership:	Community Development Department
Leveraged City Resources:	Explore potential funding sources for incentive payments to businesses
Associated Policy Changes:	No associated policy changes
Timeline:	1 year

Action 4b

Ensure community partners are educated on County programs that provide SSI/SSDI/Veterans benefits advocacy and understand the referral process (*C4: Countywide Supplemental Security/Social Security Disability Income and Veterans Benefits Advocacy*)

Measurement:	Distribute information on programs to community partners
Ownership:	Community Development Department
Leveraged City Resources:	Staff time
Associated Policy Changes:	No associated policy changes
Timeline:	6 months



Goal 5: Explore Options for Preservation of Existing Affordable Housing

Homeless Initiative Strategy Link(s): None

Action 5a

Continue to engage with County CEO Office and Community Development Commission to identify funds for rehabilitation and preservation of existing affordable housing stock, in particular:

- Maintain/expand rental assistance program at Charter Oaks
- Develop plan for preserving 34 affordable housing units at Sunnyside Apartments
- Monte Vista Place – explore strategies to make these rental units more affordable
- Explore conversion of recently purchased 123 Monte Vista Avenue property to affordable rental housing
- Monitor Avalon compliance with existing affordability covenants

Measurement:	<ul style="list-style-type: none"> • Delivery of plan to City Council • Summary report to City Council
Ownership:	Community Development Department
Leveraged City Resources:	Potential funding for expanded rental assistance program
Associated Policy Changes:	No associated policy changes
Timeline:	2 years

Appendix A: Stakeholder Input Sessions: Summary of Identified Challenges

Staff of City Departments and City Administration	Sheriff Department	Faith-Based Community and Service Providers	Business Community and General Public
<ul style="list-style-type: none"> • Difficulty making referrals through City outreach efforts (“Sometimes those services aren’t reachable”) • The winter shelter does not take children, and can be violent • Majority of homeless people in San Dimas have a family connection • Majority of homeless people in San Dimas have a substance abuse issue • Important to understand the problem in order to solve it, including demographics • There are problems with the annual homeless count methodology • Issue with people using facilities at City-funded housing projects (e.g. Charter Oak Mobile Home Estates) • Some people experiencing homelessness do not want services (“They just want to be left alone”) 	<ul style="list-style-type: none"> • People feel less vulnerable in San Dimas, so they stay here (including those who come for the temporary winter shelter) • There has been an increase in disturbance calls (“disturbing the peace, public urination, etc.”) • Law enforcement has noticed a rise in petty crime—thrift, auto break-ins, etc. • There is a negative perception of law enforcement officers driving homeless people to shelters in other cities (especially Pomona) • Homeless people may be reticent to engage with law enforcement personnel when offered services • There have been issues with crime at the Red Roof Inn and Motel 6 	<ul style="list-style-type: none"> • Important to help people with mental and physical health problems • There is a shortage of shelters for victims of domestic violence • To address these issues San Dimas needs to be part of a regional effort (“SGV will need to come up with a collaborative solution”) • NIMBY curtails efforts to offer services, provide housing • There is no way to force people to accept services (“This would violate their civil rights”) 	<ul style="list-style-type: none"> • People choose to live in the street, are resistant to services • Some California laws make it difficult to enforce homeless policy (AB 47, 57, 109) • Variation in homeless population counts • It can be problematic to put shelter in a city • Presence of homeless people has a negative effect on local businesses, in terms of health and public safety • Some people panhandle aggressively

Appendix B: Stakeholder Input Sessions: Summary of Identified Strategies

Staff of City Departments and City Administration	Sheriff Department	Faith-Based Community and Service Providers	Business Community and General Public
<ul style="list-style-type: none"> • Public should contact the City or Sheriff’s Department with concerns about homeless individuals • Law enforcement personnel respond to calls for service and provide referrals to local or regional providers 	<ul style="list-style-type: none"> • Active enforcement (e.g. issuing citations) has decreased the homeless population • Encourage homeless individuals with local family ties to move back home • Department tries to track repeat offenders released under Prop 47 • Prioritize available housing for homeless people with San Dimas family ties • Focus on specific homeless individuals for short period of time • Law enforcement can make referrals to regional outreach services (e.g. VOA, Union Station) • Need efficient, responsive intake service 	<ul style="list-style-type: none"> • Need to tailor services to individuals experiencing homelessness • Reunification programs can be effective, when used appropriately • Potential for public-private partnerships between City and churches with existing outreach and services infrastructure • It is critical to work with the youth population (“Let’s focus on kids”) • Provide employment assistance, including job training, resumes, showers, etc. 	<ul style="list-style-type: none"> • Improve collaboration on this issue with neighboring cities (“What will we do to coordinate with our neighbors in the valley?”) • Improve distressed commercial buildings • Importance of relationships in working with homeless population (“If the system is in place and works...people will grow more willing to accept help”) • Improve shelter conditions (“If people are going to be in a shelter they should be safe”)

Appendix C: Homeless Population and Demographics

Survey Number/ Unique ID	Source: CES or LDC Survey	Date	Gender	Race/ Ethnicity	Veteran	Age	Location of Interview	Where Staying	How Long Homeless This Time?	What is Primary Reason for Homelessness?	Source of Income?	If Yes, What Is?
1	LDC	3/30/2018	Male	white	NR	65	SD: Bus stop San Dimas Ave	Other	NR	NR	NR	--
2	LDC	3/30/2018	Male	hispanic	NR	35	SD: Arrow Hwy/Hwy 57	Outdoors	NR	NR	NR	--
3	LDC	3/30/2018	Male	black	NR	55	tracks, behind ITT on Cienaga	Outdoors	NR	NR	NR	--
4	LDC	3/30/2018	Male	black	No	23	SD: Arrow Hwy/Hwy 57	Outdoors	>=2 years	NR	NR	--
5	LDC	3/30/2018	Male	hispanic	No	37	SD: Arrow Hwy/Hwy 57	Outdoors	>=2 years	NR	NR	--
6	LDC	3/30/2018	Female	white	No	45	SD: Arrow Hwy/Hwy 57	Outdoors	>=2 years	NR	NR	GR
7	LDC	3/30/2018	Male	white	No	49	SD: Home Depot	Outdoors	>=2 years	no work b/c criminal background	Yes	Odd Jobs
8	LDC	3/30/2018	Male	black	Yes	41	SD: Arrow Hwy Carl's Jr./del Taco	Outdoors	< 3 mos	Disability; difficulty finding rental	Yes	Work, panhandle
9	LDC	3/30/2018	Male	white	No	28	SD: Arrow Hwy/Hwy 57	Outdoors	>=2 years	MH, trauma	No	--
10	LDC	3/30/2018	Male	black	No	46	SD: Arrow Hwy/Hwy 57	Car	>=2 years	Cost of housing	No	--
AD8215 C6E	CES	1/29/2017	Male	black	No	22	Hacienda Heights	Outdoors	>=2 years	NA	NA	NA
F90EE95 3F	CES	6/22/2017	Male	white	No	55	Downtown LA	Outdoors	>=2 years	NA	NA	NA
BE755B2 13	CES	8/28/2017	Female	white	No	34	Lynwood	Outdoors	>=2 years	NA	NA	NA
91F4219 A5	CES	9/28/2016	Male	white	Yes	71	Downtown LA	Outdoors	< 3 mos	NA	NA	NA
6956CF6 A0	CES	8/22/2017	Male	white	No	27	Downtown LA	Outdoors	< 6 mos	NA	NA	NA

Monthly Amount	Non-Cash Benefits?	Health Insurance?	Became Homeless in City?	Sheriffs Identified "Local" (LDC) or Self-Identified as SD Resident (CES)	If not, where?	What is Connection to City?	Receiving Assistance?	If So, Type/ Agency	LASD Reported or Self-Reported Alcohol or Other Drug Issue	Self-Reported Mental Health Issue	Self-Reported Physical Disability
--	--	NR	No	No	East LA	NR	No	NA	No	No	Yes
--	--	NR	No	No	--	NR	No	NA	Yes	No	No
--	--	NR	--	Yes	--	NR	No	NA	Yes	No	No
--	--	NR	No	Yes	LA	NR	No	NA	Yes	Yes	No
--	--	NR	Yes	Yes	--	Family	No	NA	Yes	No	No
221	SNAP	Yes	Yes	Yes	--	Family	Yes	Tri-City	Yes	Yes	No
--	--	Yes	Yes	Yes	--	From Norwalk	Yes	Friend	Yes	No	No
--	SNAP	Yes	No	Yes	LA	Work	Yes	VOA	No	No	Yes
--	--	Yes	No	No	Pomona	Family	Yes	Tri-City	Yes	Yes	Yes
--	--	Yes	No	No	Fontana	Likes it	No	--	Yes	Yes	No
NA	NA	NA	NA	Yes	NA	NA	No	VOA	No	Yes	No
NA	NA	NA	NA	Yes	NA	NA	No	Amity Foundation	No	No	No
NA	NA	NA	NA	Yes	NA	NA	No	DHS	Yes	No	No
NA	NA	NA	NA	Yes	NA	NA	Yes	VOA	No	No	No
NA	NA	NA	NA	Yes	NA	NA	No	Weingart Center	No	No	No

Appendix D: List of Local and Regional Service Providers

Organization/Agency	Service Type(s)	Service Population	Organization/ Agency Location	Organization/ Agency Website
Aurora Charter Oak Hospital	Medical Center	General Population	Covina	http://www.charteroakhospital.com/
Bonita Unified School District	Education	Families, Youth	San Dimas	http://do.bonita.k12.ca.us/
Catholic Charities	Basic Needs Assistance	General Population	El Monte	http://www.catholiccharitiesla.org
Citrus Valley Health Partners	Medical Center	General Population	West Covina	http://www.cvhp.org/
Cory's Kitchen	Food Pantry	General Population	(Various)	http://www.coryskitchen.org
David & Margaret Youth & Family Services	Housing, Supportive Services	Families, Youth	La Verne	http://www.davidandmargaret.org/
East San Gabriel Valley Coalition for the Homeless	Basic Needs Assistance	General Population	Hacienda Heights	http://esgvch.org/
East Valley Community Health Center	Medical Center	General Population	(Various)	https://www.evchc.org/
Foothill Family Shelter, Inc.	Supportive Services	Families, Youth	Upland	https://www.foothillfamilyshelter.org/
Foothill Unity Center, Inc.	CES Access	General Population	Pasadena	http://foothillunitycenter.org/
Friends in Deed	CES Access	General Population	Pasadena	http://friendsindeedpas.org/fid/
Hathaway-Sycamores Child and Family Services	Coordinated Entry	Youth (ages 16-24)	Pasadena	http://www.hathaway-sycamores.org/
Holy Name of Mary Catholic Church	Basic Needs Assistance	General Population	San Dimas	http://www.hnmparish.org/
House of Ruth	Housing, Supportive Services	Survivors of Domestic Violence	Pomona	http://houseofruthinc.org/
Inland Valley Hope Partners	Basic Needs Assistance	General Population	Pomona	www.inlandvalleyhopepartners.org

Los Angeles County Chief Executive Office	Homeless Initiative Liaison	General Population	Los Angeles	http://ceo.lacounty.gov/
Los Angeles County Department of Mental Health	Supportive Services	General Population	(Various)	http://dmh.lacounty.gov/wps/portal/dmh
Los Angeles Homeless Services Authority (LAHSA)	Regional Coordinator	General Population	Los Angeles	https://www.lahsa.org/
Planned Parenthood	Medical Center	Families	Pomona	https://www.plannedparenthood.org/planned-parenthood-pasadena-san-gabriel-valley
Salvation Army	Basic Needs Assistance	General Population	Pomona	http://www.salvationarmyusa.org
Shepherd's Pantry	Food Pantry	General Population	Glendora	http://www.shepherdspartry.com
Sowing Seeds for Life	Basic Needs Assistance	General Population	La Verne	http://www.sowingseedsforlife.org
Support Solutions Homeless Services	Employment Assistance	General Population	Covina	https://www.supportsolutionssgv.org/
Tri-City Mental Health Center	Supportive Services	General Population	Pomona	http://www.tricitymhs.org
Union Station Homeless Services	Coordinated Entry, Prevention, Housing	Families, Single Adults	Pasadena	https://unionstationhs.org/
Volunteers of America	Coordinated Entry, Prevention, Housing	Single Adults	Pomona	https://voala.org/
YWCA	Supportive Services	Families, Women	Covina	http://www.ywcasgv.org/

Appendix E: List of Participating Services Partners that Provided Input to Plan

Name	Affiliation
Bob Fleming	Holy Name of Mary Church
Ted Ross	Planning Commission - San Dimas
Hayden Lening	Holy Name of Mary Church
Kathy Stevens	Resident
Shari Stevens	Resident
Sean Cazares	Resident
Marie Rhorbacker	I.E. Homeless Coalition
Virginia Carillo	Resident
Denis Bertone	San Dimas City Council
Michael Colasuovillo	Love Gives
Diane Kerchner	Glendora/S.D. - AM Legion Auxiliary Regent DAR
Pete Sluis	Resident
Blaine Michaelis	City of San Dimas
Emmett Badar	San Dimas City Council
Ryan Vienna	San Dimas City Council
Meredith Bailey	Business
Jan Cicco	SGVCOG
Maurice Kane	Resident
Chris Garcia	Resident - La Verne
Curt Morris	Mayor - San Dimas
Pina Gonzales	Hearts of Hope
Patrick Jones	Resident
Ann Garcia	City of San Dimas
Larry Stevens	City of San Dimas
Tina Gonzales	Hearts of Hope
Captain Andy Berg	LASD
Lt Walid Ashrafnia	LASD - 6 months on duty here
Deputy Wayne Countryman	LASD - Works across city and unincorporated area
Sgt Pete Shupe	LASD - Runs detachment of 6 officers
Deputy Steve Pence	LASD - School resources officer

Appendix F: City Planning Activities Tied to County Homeless Initiative Strategies

The following table provides a summary of the alignment of actions identified in San Dimas' plan and strategies within the County Homeless Initiative

City of San Dimas Action	County Homeless Initiative Strategy	Description	County Funded	Measure H Funded
2a	E6, E7	Coordination	Yes	Yes
2b	E7	Coordination	Yes	Yes
3a	B7	Shelter	Yes	Yes
3d	B3	Rapid Re-Housing	Yes	Yes
4a	C2	Increase Income	Yes	Yes
4b	C2	Increase Income	Yes	Yes

Please also see descriptions of Homeless Initiative Strategies, available online at <http://homeless.lacounty.gov/the-action-plan/>.

Appendix G: Approved County Strategies to Combat Homelessness

